

May 28, 1932

Eggs October to May 28 1932														
Oct 15	16	17	18	19	20	21	22	23	24	25	26	27	28	29
560 164	557 163	555 162	553 161	550 160	547 159	545 158	542 157	540 156	537 155	535 154	533 153	530 167	527 151	525 150
565 165	562 164	560 163	557 162	555 161	552 160	550 159	547 158	545 157	542 156	540 155	537 154	535 166	532 150	530 150
<del>570 166</del>	<del>567 165</del>	<del>565 164</del>	<del>562 163</del>	<del>560 162</del>	<del>557 161</del>	<del>555 160</del>	<del>552 159</del>	<del>550 158</del>	<del>547 157</del>	<del>545 156</del>	<del>542 155</del>	<del>540 165</del>	<del>537 149</del>	<del>535 149</del>
<del>577 167</del>	<del>574 166</del>	<del>572 165</del>	<del>569 164</del>	<del>567 163</del>	<del>564 162</del>	<del>562 161</del>	<del>559 160</del>	<del>557 159</del>	<del>554 158</del>	<del>552 157</del>	<del>549 156</del>	<del>547 164</del>	<del>544 148</del>	<del>542 148</del>
570 168	567 167	565 166	562 165	560 164	557 163	555 162	552 161	550 160	547 159	545 158	542 157	540 163	537 147	535 147
572 169	569 168	567 167	564 166	562 165	559 164	557 163	554 162	552 161	549 160	547 159	544 158	542 162	539 146	537 146
575 170	572 169	570 168	567 167	565 166	562 165	560 164	557 163	555 162	552 161	550 160	547 159	545 161	542 145	540 145
<del>577 171</del>	<del>574 170</del>	<del>572 169</del>	<del>569 168</del>	<del>567 167</del>	<del>564 166</del>	<del>562 165</del>	<del>559 164</del>	<del>557 163</del>	<del>554 162</del>	<del>552 161</del>	<del>549 160</del>	<del>547 160</del>	<del>544 144</del>	<del>542 144</del>
580 172	577 171	575 170	572 169	570 168	567 167	565 166	562 165	560 164	557 163	555 162	552 161	550 163	547 143	545 143
582 173	579 172	577 171	574 170	572 169	569 168	567 167	564 166	562 165	559 164	557 163	554 162	552 162	549 142	547 142
<del>585 174</del>	<del>582 173</del>	<del>580 172</del>	<del>577 171</del>	<del>575 170</del>	<del>572 169</del>	<del>570 168</del>	<del>567 167</del>	<del>565 166</del>	<del>562 165</del>	<del>560 164</del>	<del>557 163</del>	<del>555 161</del>	<del>552 141</del>	<del>550 141</del>
587 175	584 174	582 173	579 172	577 171	574 170	572 169	569 168	567 167	564 166	562 165	559 164	557 164	554 140	552 140
590 176	587 175	585 174	582 173	580 172	577 171	575 170	572 169	570 168	567 167	565 166	562 165	560 165	557 139	555 139
592 177	589 176	587 175	584 174	582 173	579 172	577 171	574 170	572 169	569 168	567 167	564 166	562 166	559 138	557 138
<del>595 178</del>	<del>592 177</del>	<del>590 176</del>	<del>587 175</del>	<del>585 174</del>	<del>582 173</del>	<del>580 172</del>	<del>577 171</del>	<del>575 170</del>	<del>572 169</del>	<del>570 168</del>	<del>567 167</del>	<del>565 165</del>	<del>562 137</del>	<del>560 137</del>
597 179	594 178	592 177	589 176	587 175	584 174	582 173	579 172	577 171	574 170	572 169	569 168	567 168	564 136	562 136
599 180	596 179	594 178	591 177	589 176	586 175	584 174	581 173	579 172	576 171	574 170	571 169	569 168	566 135	564 135
<del>602 181</del>	<del>600 180</del>	<del>598 179</del>	<del>595 178</del>	<del>593 177</del>	<del>590 176</del>	<del>588 175</del>	<del>585 174</del>	<del>583 173</del>	<del>580 172</del>	<del>578 171</del>	<del>575 170</del>	<del>573 169</del>	<del>570 134</del>	<del>568 134</del>
605 182	602 181	600 180	597 179	595 178	592 177	590 176	587 175	585 174	582 173	580 172	577 171	575 171	572 133	570 133
607 183	604 182	602 181	599 180	597 179	594 178	592 177	589 176	587 175	584 174	582 173	579 172	577 172	574 132	572 132
610 184	607 183	605 182	602 181	600 180	597 179	595 178	592 177	590 176	587 175	585 174	582 173	580 173	577 131	575 131
612 185	609 184	607 183	604 182	602 181	599 180	597 179	594 178	592 177	589 176	587 175	584 174	582 174	579 130	577 130
615 186	612 185	610 184	607 183	605 182	602 181	600 180	597 179	595 178	592 177	590 176	587 175	585 175	582 129	580 129
617 187	614 186	612 185	609 184	607 183	604 182	602 181	599 180	597 179	594 178	592 177	589 176	587 176	584 128	582 128
620 188	617 187	615 186	612 185	610 184	607 183	605 182	602 181	600 180	597 179	595 178	592 177	590 177	587 127	585 127
622 189	619 188	617 187	614 186	612 185	609 184	607 183	604 182	602 181	599 180	597 179	594 178	592 178	589 126	587 126
625 190	622 189	620 188	617 187	615 186	612 185	610 184	607 183	605 182	602 181	600 180	597 179	595 179	592 125	590 125

Oct 15 1932

Eggs October to May 28 1932  
 Sent 10 9 Aug 32  
 High 585

55 74

Nov 1 1932

Nov 29 1932

Dec 1 1932

Jan 1 1933

July 4

Feb 26

Mar 21 1933

Apr 15 1933

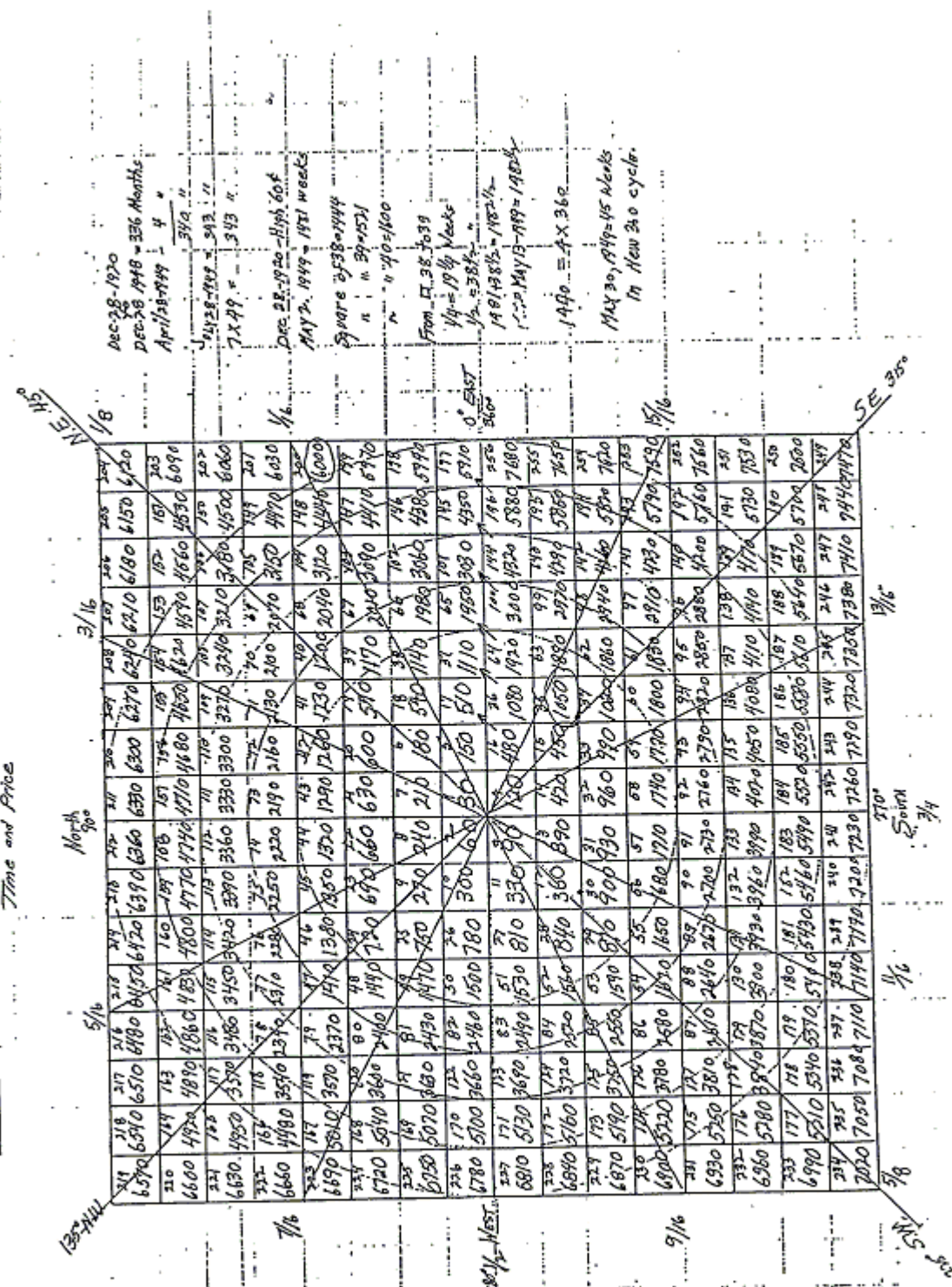
June 21 1932


May 6 1932

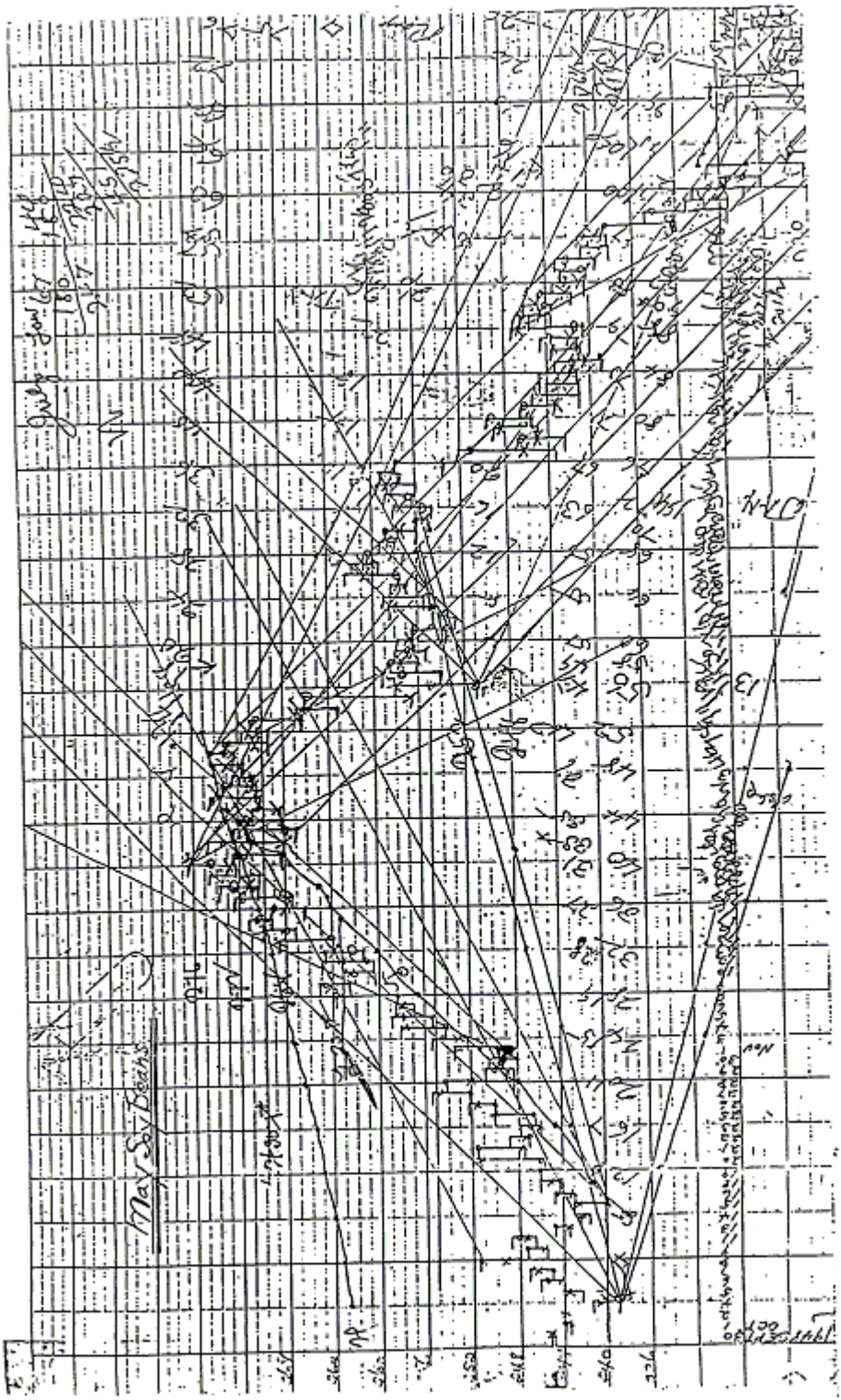
337 1/2

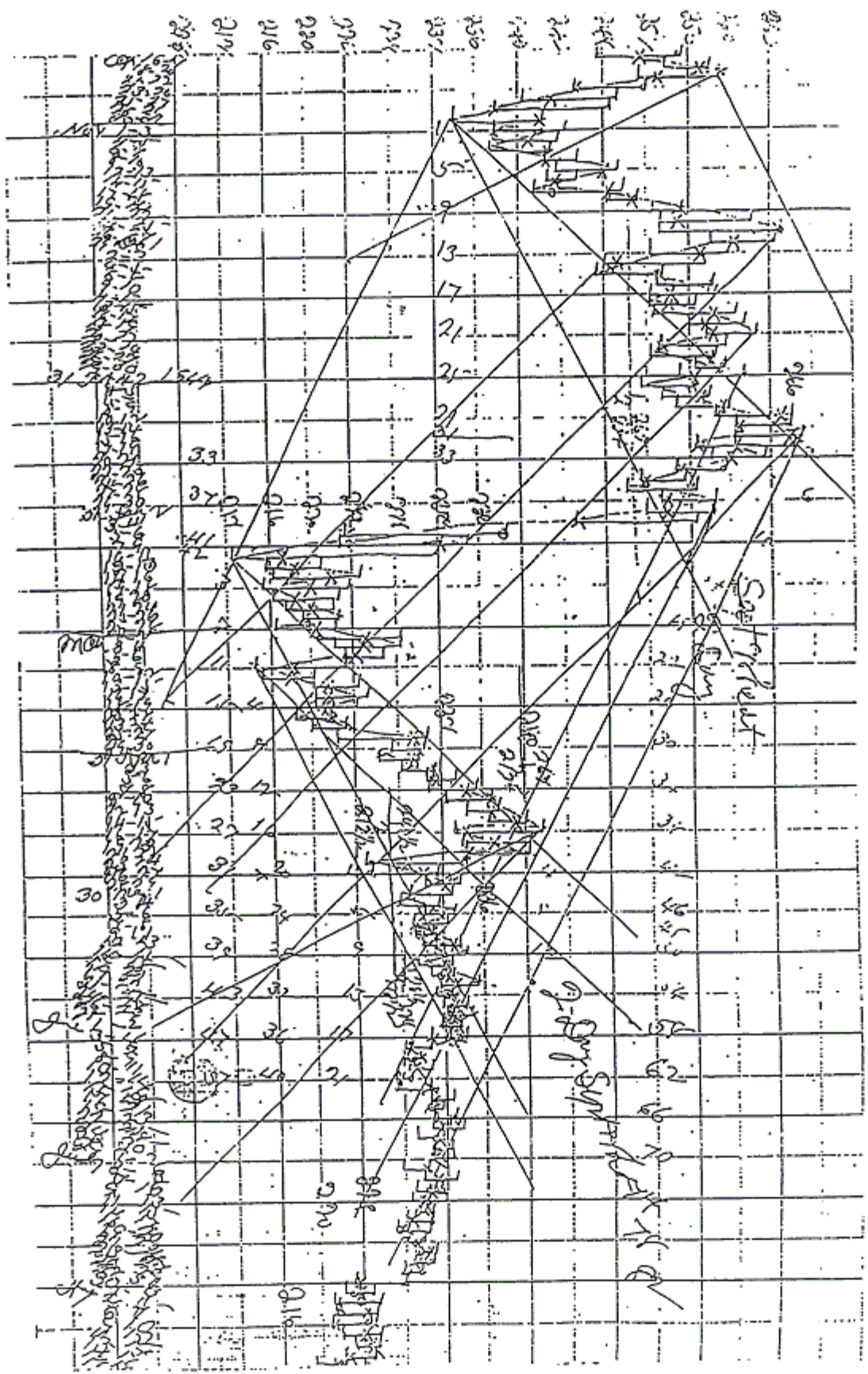
102 1/2

EVEN SQUARES FOR COTTON & EGGS  
Time and Price









W. D. GANN'S SCIENTIFIC FORECASTS

This chart which is a comparison of W. D. Gann's Annual Forecasts (solid black line) with the actual market as shown by the Dow Jones' 20 Industrial Stocks (broken line) proves that his forecasts have been 85 to 90% correct over the period from 1919 to 1926. While the chart is not traced the same as the original forecast, on account of lack of space, it shows the times when tops and bottoms were forecast by the projected graphs and printed instructions in each year's Forecast.

Mr. Gann has been issuing forecasts on stocks and commodities for public and private parties since 1909. The Ticker Magazine (now the Magazine of Wall Street) in December, 1909, first called attention to Mr. Gann's wonderful predictions and trading record.

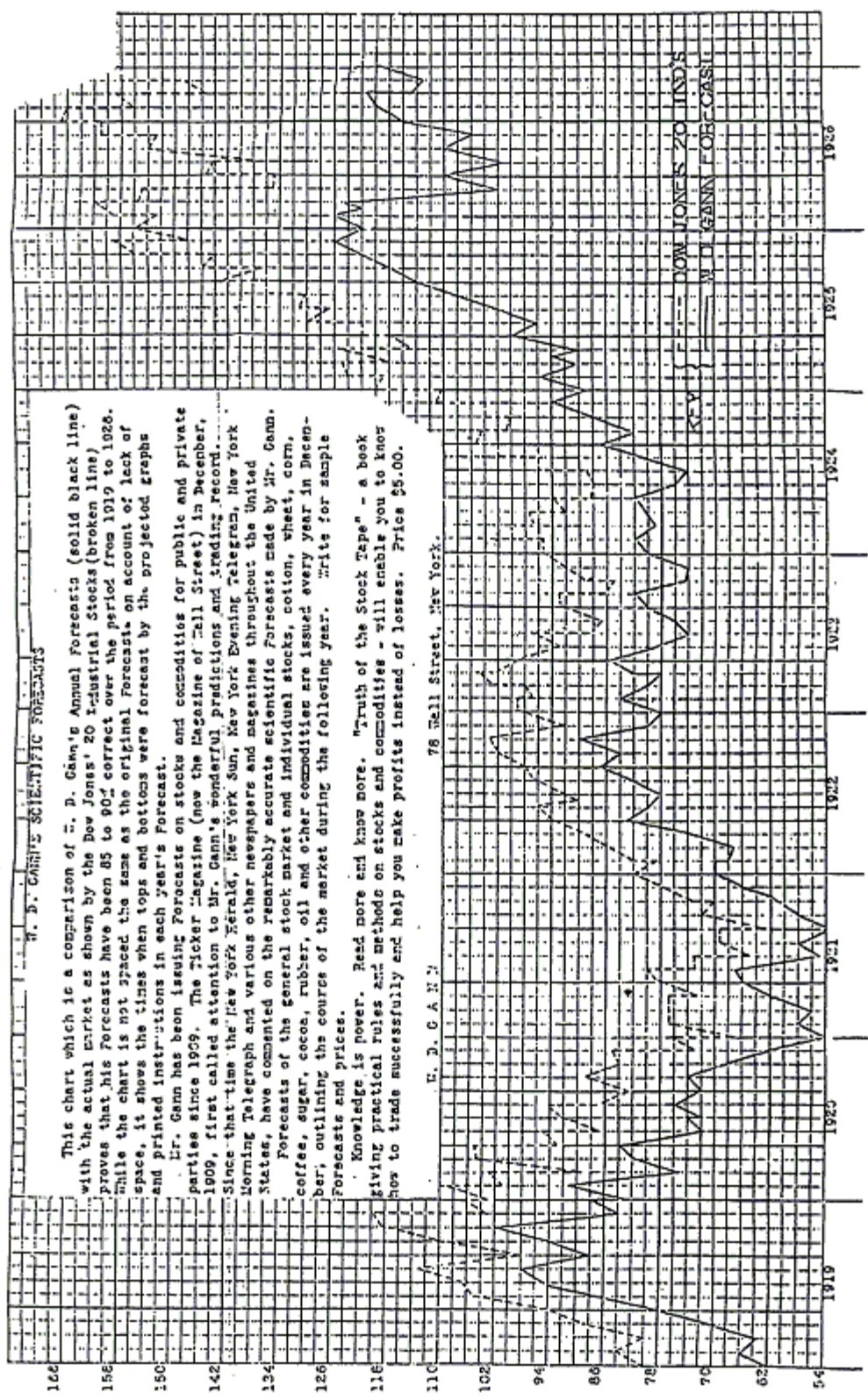
Since that time the New York Herald, New York Sun, New York Evening Telegram, New York Morning Telegraph and various other newspapers and magazines throughout the United States, have commented on the remarkably accurate scientific forecasts made by Mr. Gann.

Forecasts of the general stock market and individual stocks, cotton, wheat, corn, coffee, sugar, cocoa, rubber, oil and other commodities are issued every year in December, outlining the course of the market during the following year. Write for sample forecasts and prices.

Knowledge is power. Read more and know more. "Truth of the Stock Tape" - a book giving practical rules and methods on stocks and commodities - will enable you to know how to trade successfully and help you make profits instead of losses. Price \$5.00.

W. D. GANN

78 Wall Street, New York.



# NYSE

## PERMANENT CHART

1	2	3	4	5	6	7	8	9	10	11	12	13	14	15	16	17	18	19	20
20	40	60	80	100	120	140	160	180	200	220	240	260	280	300	320	340	360	380	400
19	39	59	79	99	119	139	159	179	199	219	239	259	279	299	319	339	359	379	399
18	38	58	78	98	118	138	158	178	198	218	238	258	278	298	318	338	358	378	398
17	37	57	77	97	117	137	157	177	197	217	237	257	277	297	317	337	357	377	397
16	36	56	76	96	116	136	156	176	196	216	236	256	276	296	316	336	356	376	396
15	35	55	75	95	115	135	155	175	195	215	235	255	275	295	315	335	355	375	395
14	34	54	74	94	114	134	154	174	194	214	234	254	274	294	314	334	354	374	394
13	33	53	73	93	113	133	153	173	193	213	233	253	273	293	313	333	353	373	393
12	32	52	72	92	112	132	152	172	192	212	232	252	272	292	312	332	352	372	392
11	31	51	71	91	111	131	151	171	191	211	231	251	271	291	311	331	351	371	391
10	30	50	70	90	110	130	150	170	190	210	230	250	270	290	310	330	350	370	390
9	29	49	69	89	109	129	149	169	189	209	229	249	269	289	309	329	349	369	389
8	28	48	68	88	108	128	148	168	188	208	228	248	268	288	308	328	348	368	388
7	27	47	67	87	107	127	147	167	187	207	227	247	267	287	307	327	347	367	387
6	26	46	66	86	106	126	146	166	186	206	226	246	266	286	306	326	346	366	386
5	25	45	65	85	105	125	145	165	185	205	225	245	265	285	305	325	345	365	385
4	24	44	64	84	104	124	144	164	184	204	224	244	264	284	304	324	344	364	384
3	23	43	63	83	103	123	143	163	183	203	223	243	263	283	303	323	343	363	383
2	22	42	62	82	102	122	142	162	182	202	222	242	262	282	302	322	342	362	382
1	21	41	61	81	101	121	141	161	181	201	221	241	261	281	301	321	341	361	381